

A NEW WC-CABIN CONCEPT:

WC-Cabin Model: **Easy (POLY KLYN)**









So EASY
like a child's
play



MAKE YOUR OWN CABIN!

- A. CUT OUT ONLY THE ACCESSORIES YOU WANT TO ADD.**
- B. FIT TOGETHER AND GLUE THEM IN THE RIGHT PLACE.**

EXTRA ACCESORIES

<p>1</p>  <p>2</p> <p>Sink</p>	<p>2</p>  <p>3</p> <p>Exterior rings + interior coat hooks</p>	<p>3</p>  <p>4</p> <p>Large capacity paper holder</p>	<p>4</p>  <p>5</p> <p>Adaptation to Flush System version (food pump)</p>
<p>4</p>  <p>5</p> <p>Interior mirror</p>	<p>5</p>  <p>6</p> <p>Man/Woman WC indicator label</p>	<p>6</p>  <p>7</p> <p>Extra keys</p>	<p>7</p>  <p>8</p> <p>Adaptation to Semi-flushing System version</p>

EASY WC CABIN

The basic cabin is ready to be used and includes the followings standard features:

- » Basic autonomous system.
- » WC seat cover.
- » Signaler free / busy on the door.
- » Exterior and interior locking mechanism.
- » Self-closing door with spring.
- » Venting pipe for bad odors escaping.
- » Overhead ventillation grilles.
- » Wheeled transport system for pallet jack or forklift.
- » Translucent roof and sides allowing light entrance.
- » Standard locking key.

EASY TO CLEAN
(CABIN IN ONE PIECE)

NO ASSEMBLY
REQUIRED

HIGHEST QUALITY,
BASIC PRICE

CUSTOM-MADE
PRODUCT

✓ OPTIONAL ACCESSORIES:

In addition, if desired, following elements can be incorporated:

- 1. Individual hand wash station.
- 2. Two outer rings for transport with a crane and to be used as an interior coat hooks.
- 3. Large capacity paper holder.
- 4. Interior mirror.
- 5. Man/Woman WC indicator lebel.
- 6. Extra locking key.
- 7. Flush kit with food pump. Flush kit with food pump, the most effective and competing recirculation system in the market.
- 8. Poly Klyn e-Valve semi-flush System.

Email your order to Mrs. Rosa Lara
rlara@pk-ind.com